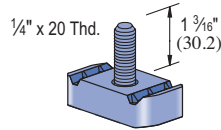


P3116-125

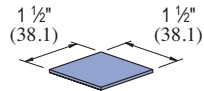
FIXTURE STUD NUT



Wt/100 pcs: 11 Lbs (5.0 kg)

P2552

POLYPROPYLENE WIRE RETAINER



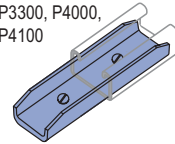
Retainer may be easily pushed into channel to support wires until closure strip is installed.

Wt/100 pcs: .30 Lbs (.1 kg)



P2904

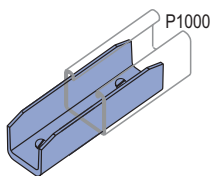
P3300, P4000,
P4100



3/8"-16 x 1/4" Socket Cup Point
Set Screws Included
Extruded Aluminum

Wt/100 pcs: 12 Lbs (5.4kg)

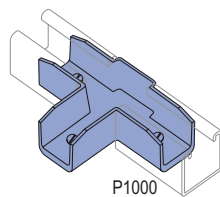
P2900



3/8"-16 x 1/4" Socket Cup Point
Set Screws Included
Material: Cast aluminum.

Wt/100 pcs: 20 Lbs (9.1 kg)

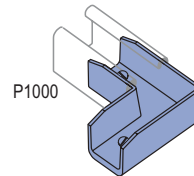
P2901



3/8"-16 x 1/4" Socket Cup Point
Set Screws Included
Material: Cast aluminum.

Wt/100 pcs: 35 Lbs (15.9 kg)

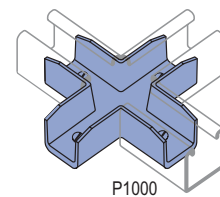
P2902



3/8"-16 x 1/4" Socket Cup Point
Set Screws Included
Material: Cast aluminum.

Wt/100 pcs: 27 Lbs (12.2 kg)

P2903

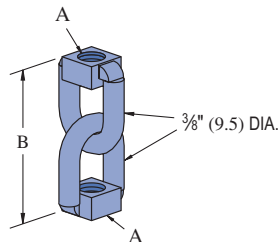


3/8"-16 x 1/4" Socket Cup Point
Set Screws Included
Material: Cast aluminum.

Wt/100 pcs: 45 Lbs (20.4 kg)

M2037, M2050

SWIVEL HANGERS

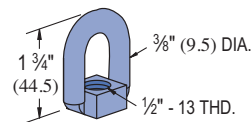


Design Load
600 Lbs (2.67 kN)

Part No.	"A" In	"B" In (mm)	Wt/100 pcs Lbs (kg)
M2037	3/8" - 16	2 31/32 75.4	23 10.4
M2050	1/2" - 13	2 3/4 69.9	32 14.5

M2250

SWIVEL HANGER

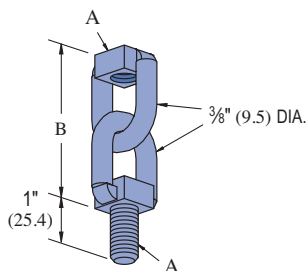


Design Load
600 Lbs (2.67 kN)

Wt/100 pcs: 18 Lbs (8.2 kg)

M2137, M2150

SWIVEL HANGERS

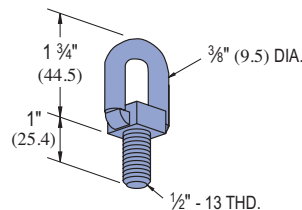


Design Load
600 Lbs (2.67 kN)

Part No.	"A" In	"B" In (mm)	Wt/100 pcs Lbs (kg)
M2137	3/8" - 16	2 29/32 74	27 12.2
M2150	1/2" - 13	2 3/4 69.9	45 20.4

M2350

SWIVEL HANGER



Design Load
600 Lbs (2.67 kN)

Wt/100 pcs: 20 Lbs (9.1 kg)